

SMOOTHSKIN



IPL USER GUIDE

CONTENTS / 目录



ENGLISH

Page 4



简体中文

页码 40

Welcome to SMOOTHSKIN PURE FIT

Congratulations! You've opened up a world of unparalleled beauty, smoothness and convenience. Come and join in the conversation at www.smoothskin.com where you can find expert advice and support throughout your treatment.

1. THE SMOOTHSKIN PURE FIT SYSTEM	5	10. SMOOTHSKIN PURE FIT MODES	27
2. HOW DOES SMOOTHSKIN PURE FIT WORK	6	11. THE PRECISION HEAD	29
3. IMPORTANT SAFETY INFORMATION	8	12. CLEANING, MAINTENANCE, STORAGE	31
4. POTENTIAL RISKS, SIDE EFFECTS AND SKIN REACTIONS	15	13. TRAVELLING WITH SMOOTHSKIN PURE FIT	31
5. WHAT IS THE INTENDED USE OF SMOOTHSKIN PURE FIT	17	14. TROUBLESHOOTING	32
6. YOUR SUITABILITY	17	15. WARRANTY	33
7. HOW TO USE SMOOTHSKIN PURE FIT	18	16. LABELS AND SYMBOLS	34
8. THE SKIN TONE SENSOR	22	17. TECHNICAL SPECIFICATIONS	36
9. THE SKIN CONTACT SENSOR	25		

1. THE SMOOTHSKIN PURE FIT SYSTEM

PACKAGE CONTENTS

Inside the packaging of SmoothSkin Pure Fit you will find the following:

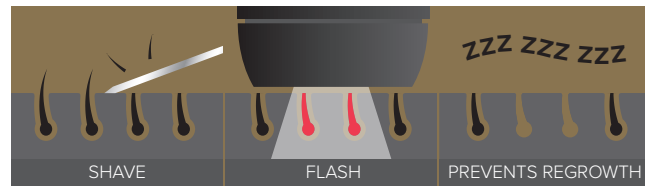
- Handset and Base Unit
- Power Cable
- Precision Head
- User Manual



2. HOW DOES SMOOTHSKIN PURE FIT WORK

SmoothSkin Pure Fit is designed to help break the cycle of hair growth. Light energy is transferred through the skin's surface and is absorbed by melanin present in the hair shaft. The absorbed light energy is converted to heat energy (below the surface of the skin), which disables the hair follicle. Treated hairs naturally fall out over the course of a few days to 1-2 weeks.

Hair growth is cyclical and follows 3 distinct and consecutive phases. IPL treatment is only effective when hairs are in a particular phase (the Anagen – growth phase). Not all hairs are in the same phase at any one time. This is why you should follow the recommended treatment regimen of 12 weekly treatments.



WHAT TO EXPECT

Immediately post treatment, you should not see any significant side effects from treatment (Refer to section 4 for more information on side effects).

In the first few weeks following the initial treatments, you will still see some hairs growing. These are likely to be hairs that were missed during treatment i.e. they were lying dormant and not in their growth phase (Anagen) during treatment; when IPL is most effective.

Around 6 weeks into the 12 week treatment programme you should see a reduction in hair growth. However, many hairs may still not have been treated in their growth phase. It is important to continue the weekly treatments.

After the 12 week programme, you should see a significant reduction in hairs within the treated area. Any remaining hairs should be finer and lighter in colour. Continued monthly treatments, or treatments as required, should maintain the reduction in unwanted hair.

3. IMPORTANT SAFETY INFORMATION

CONTRAINDICATIONS

DO NOT use SmoothSkin Pure Fit if you have very dark skin. The skin tone sensor located near the output window of the device will determine the tone of your skin. If the skin tone sensor determines that your skin is too dark for safe use, operation of SmoothSkin Pure Fit will be prevented.

DO NOT use SmoothSkin Pure Fit if your skin has been artificially or naturally tanned or is burned from sun overexposure. Your skin may be extra sensitive following sun exposure and particularly susceptible to burning, blistering, discolouring or scarring if you use SmoothSkin Pure Fit. Wait 1 week until sunburn or tan disappears before using SmoothSkin Pure Fit.

DO NOT expose treated areas to the sun. Wait at least 7 days after treatment before exposing treated skin to direct sunlight. Your skin may be extra sensitive following SmoothSkin Pure Fit treatment and particularly susceptible to sunburn. Apply sunscreen (SPF 15 or greater) to the treated area or cover the treated area with suitable clothing.

DO NOT use SmoothSkin Pure Fit directly on the nipples, genitals or around the anus. These areas may have a darker skin colour and/or greater hair density. Using the device in these

areas may cause discomfort/pain or injure (burn, discolour or scar) your skin.

DO NOT use SmoothSkin Pure Fit if you have a history of skin cancer or pre-cancerous lesions (e.g. nevi or a large number of moles).

DO NOT use on blisters and scars.

DO NOT use SmoothSkin Pure Fit if you are pregnant, lactating, as this device has not been tested with these individuals.

DO NOT use SmoothSkin Pure Fit on dark brown or black spots such as birthmarks, moles or warts in the area you wish to treat. Using SmoothSkin Pure Fit may injure your skin or make existing conditions worse. You may experience side effects such as burns, blisters and skin colour changes or scarring.

DO NOT use SmoothSkin Pure Fit if you have any skin condition in the treatment area, including psoriasis, vitiligo, eczema, acne, herpes simplex or active infections or wounds.

DO NOT use SmoothSkin Pure Fit if you are under the age of 18 as this device has not been tested on these individuals.

WARNINGS



EYE SAFETY

SmoothSkin Pure Fit emits flashes of intense pulsed light. Direct exposure is potentially harmful to your eyes. Take care to follow the safety precautions below.

WARNING: Possible eye injury (Potentially leading to loss of vision) or skin injury if instructions are not followed. Read and follow the instructions.

The handset can only be activated (flashed) if the skin tone sensor (next to the treatment window) detects a valid skin tone reading and is in full contact with the treatment area. However:

DO NOT look directly into the treatment window of the handset when the system has electrical power and is switched on.

DO NOT attempt to activate (flash) the system towards the eye.

DO NOT treat areas around the eye (eyebrows or eyelashes). Misuse can lead to eye damage, protect eye from exposure. **DO NOT** use the appliance over the eye lids or close to the eye. **ONLY** attempt to activate (flash) the system when the front of the handset is in good contact with the area you wish to treat. **WE RECOMMEND** you look away from the handset when firing onto your skin.

ELECTRICAL AND SAFETY

As with any electrical device, certain precautions must be taken in order to ensure your safety.

DO NOT try to open SmoothSkin Pure Fit, as this may expose you to dangerous electrical components.

DO NOT use if SmoothSkin Pure Fit is damaged; for example, cracked handset, cable damage (internal wires visible), cracked or broken glass on the handset, etc.

This may result in injury.

DO NOT use near bathtubs, showers, basins or other vessels containing water. If SmoothSkin Pure Fit becomes wet, it should not be used.

DO NOT use if SmoothSkin Pure Fit becomes uncomfortably hot to touch. This may indicate that the unit is damaged.

DO NOT use a power supply or other component, other than those provided for use with SmoothSkin Pure Fit. This may damage the unit and cause it to stop working.

DO NOT attempt to activate (flash) SmoothSkin Pure Fit onto any surface other than skin.



Glass filter



WARNING no modification of this equipment is allowed.

DO NOT position SmoothSkin Pure Fit so that it is difficult to disconnect from the mains supply.

GENERAL SAFETY

DO NOT use if you have had a skin peel treatment on the area you wish to treat. Please wait 30 days after a skin peel before treating with SmoothSkin Pure Fit.

Treating tanned skin with Intense Pulsed Light (IPL) may result in permanent Hyperpigmentation (Darkening) or Hypopigmentation (lightening) of the treated skin.

DO NOT use on areas where you have tattoos or permanent make up.

DO NOT use If you have a known sensitivity to sunlight (photosensitivity) or are taking medication that makes the skin more sensitive and causes photosensitivity, e.g. Retin A, Accutane and/ or other topical retinoids. Always check the instruction leaflet that comes with your medicinal product, to see if photosensitivity is listed as a side effect. Use of SmoothSkin Pure Fit on photosensitive skin could result in skin damage such as swelling or blisters. Seek medical advice prior to application of the appliance as use may harm the skin. This appliance is not intended for the treatment of medical conditions. Medical advice should be sought to address, for example, moles, skin rash, itchy skin, skin fungus or infection, skin bumps, or skin tags.

SmoothSkin Pure Fit should not be used over any fillers or botox.

SmoothSkin Pure Fit should be kept out of the reach of children under 18 years of age. Children should not use, play with, maintain or clean the device. There are a number of potential risks – exposure to the light output causing burns or eye damage, electrocution, strangulation from the cables.

SmoothSkin Pure Fit should be kept out of reach of pets and pests which could damage the device. Potential risks include reduced function and electrocution.

SmoothSkin Pure Fit is not intended for use by persons with reduced physical, sensory or mental capabilities. Unless they have been given supervision or instruction concerning safe and proper use of the device by a person responsible for their safety.

SmoothSkin Pure Fit glass filter is a critical component that will get hot during use.

DO NOT touch the filter during or directly after use. Regularly inspect the filter for damage.

DO NOT use SmoothSkin Pure Fit if the filter is cracked or missing.

Ensure that SmoothSkin Pure Fit treatment window is clean and free from debris. Any debris on or around the treatment window during operation may result in temporary skin changes such as redness or swelling.

WARNING: Damage of the skin may occur after prolonged or repeated surface application on one site. Avoid over-usage which included excessive passes, stacking of pulses and/or increased frequency of use.

WARNING: Do not override the safety mechanisms inherent to the device.

DO NOT exceed the usage specified in the treatment regime.

PRECAUTIONS

Hair removal by lasers or intense pulse light sources can cause increased hair growth in some individuals. Based upon currently available data, the highest risk groups for this response are females of Mediterranean, Middle Eastern, and South Asian heritage treated on the face and neck.

DO NOT use SmoothSkin Pure Fit on any area where you may want hair to grow back.

DO NOT use SmoothSkin Pure Fit device on man's face, jaw, or neck. The hair in a man's beard area is too dense and using SmoothSkin Pure Fit device in these areas may result in skin injury. SmoothSkin Pure Fit is not recommended for use on red, grey, white or blonde hair. SmoothSkin Pure Fit is not effective on these hair colours.

4. POTENTIAL RISKS, SIDE EFFECTS AND SKIN REACTIONS

Use of SmoothSkin Pure Fit could result in side effects. The table below lists the known skin reactions that may occur following treatment with SmoothSkin Pure Fit.

SIDE EFFECT	HOW TO ASSESS & REACT
Mild pain / discomfort in the area being treated.	This is expected and is normal for all IPL treatments. You can keep on using the device as instructed, and the pain should diminish with continued use.
Warm feeling or tingling sensations during treatment, which typically disappear after a few seconds to a minute and decrease with continued use.	This is expected and is normal for all IPL treatments. You can keep on using the device as instructed.
Itchiness in the treatment area.	This is quite common for IPL treatments, and should subside after a short period. You can keep on using the device as instructed. Do not scratch the area.
Skin redness during or after treatment which disappears within minutes.	This is expected and is normal for all IPL treatments. You can keep on using the device as instructed once skin redness has disappeared.

SIDE EFFECT	HOW TO ASSESS & REACT
Skin redness which does not disappear within minutes and lasts 24-48 hours.	Stop using the device immediately and consult your physician before using it again.
Pain or discomfort that is intense during treatment or persists after a treatment.	Stop using the device immediately and consult your physician before using it again.
IN VERY RARE CASES	HOW TO ASSESS AND REACT
Swelling and redness that does not disappear within two to three days.	Stop using the device immediately and consult your physician before using it again.
Temporary changes in skin colour (lightening or darkening).	If your skin colour changes, stop using the device immediately and consult your physician.
Blistering, scarring or burning of the skin.	Stop using the device immediately and consult your physician before using it again. Apply a cold pack to the area. Treat with antiseptic or burn cream.

5. WHAT IS THE INTENDED USE OF SMOOTHSKIN PURE FIT

INTENDED USE

SmoothSkin Pure Fit is intended for the permanent reduction in unwanted hair.


6. YOUR SUITABILITY

BODY AREAS


SmoothSkin Pure Fit is suitable for use on body hair and female facial hair below the cheek line.

SKIN COLOUR

SmoothSkin Pure Fit is suitable for use on light, medium and dark skin tones, up to and including skin tone 5.



SmoothSkin Pure Fit incorporates a skin tone sensor that measures the colour of your skin and will prevent use if your skin tone is too dark.



HAIR COLOUR

SmoothSkin Pure Fit is suitable for use on naturally black or brown hair. It may not be as effective on white, grey, blonde or red hair.



7. HOW TO USE SMOOTHSKIN PURE FIT

WARNING: Follow each step in the treatment process ensuring you complete all aspects of each step before progressing to the next.

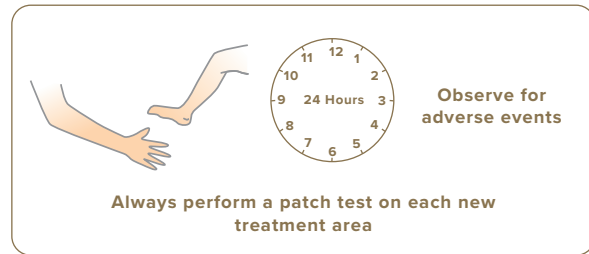
STEP 1: PREPARE THE AREA TO BE TREATED

Remove all visible hair by shaving. Make sure there is no hair remaining above the surface of the skin as this may cause injury. This also prevents debris from covering the front of your device.

Cleanse the treatment area and pat dry. Remember, don't use any gels or creams with this device!

STEP 2: DOING A TEST PATCH

Before your first treatment on each new body area, we RECOMMEND you test your skin in that area for a reaction to SmoothSkin Pure Fit.



The patch test area should be approximately 3cm x 2cm in size (equivalent to 2 flashes applied to the skin side by side). Follow Step 3 to treat the area.

Wait 24 hours following the patch test, to ensure your skin is suitable for treatment and there is no adverse reaction to the light energy. If there is no reaction after 24 hours, you may treat the area around the patch test. The 'patch tested area' should NOT be re-treated for at least 1 week.

STEP 3: TREATING WITH SMOOTHSKIN PURE FIT

A) Plug the power supply into an electrical outlet. The fans will start up and the skin tone sensors will light up blue, indicating the device is switched on.

POWER MODE TIMEOUT

When the unit is left "inactive" i.e. no buttons are pushed for 10 minutes then the unit will revert to STANDBY mode, and the skin sensor lights will switch off. To return to READY mode for treatment, press the Power Mode button.

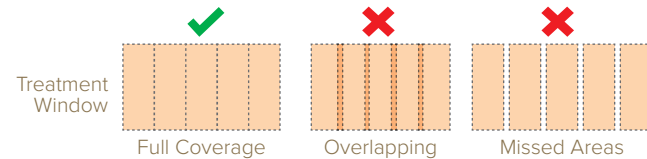
B) Press the handset firmly against the area to be treated ensuring the skin tone sensor is in contact with the skin – SmoothSkin Pure Fit will not operate if the skin sensors are not in full contact with skin. Once the skin sensor measures a valid skin tone, the pre-set output power is displayed on the power bars.



C) Press the activation button. The device will flash, and a warm sensation should be felt.

D) Move the handset to the next area to be treated and repeat. The device needs to recharge between flashes.

E) Ensure that the ENTIRE AREA receives treatment, but DO NOT overlap treatment pulses.



STEP 4: YOUR SMOOTHSKIN PURE FIT TREATMENT SCHEDULE

For optimal results, SmoothSkin Pure Fit should be used every week for 12 weeks to ensure all hair follicles are treated.

After the initial treatment phase (12 weekly treatments), to maintain results we recommend SmoothSkin Pure Fit is used once a month, or as required.



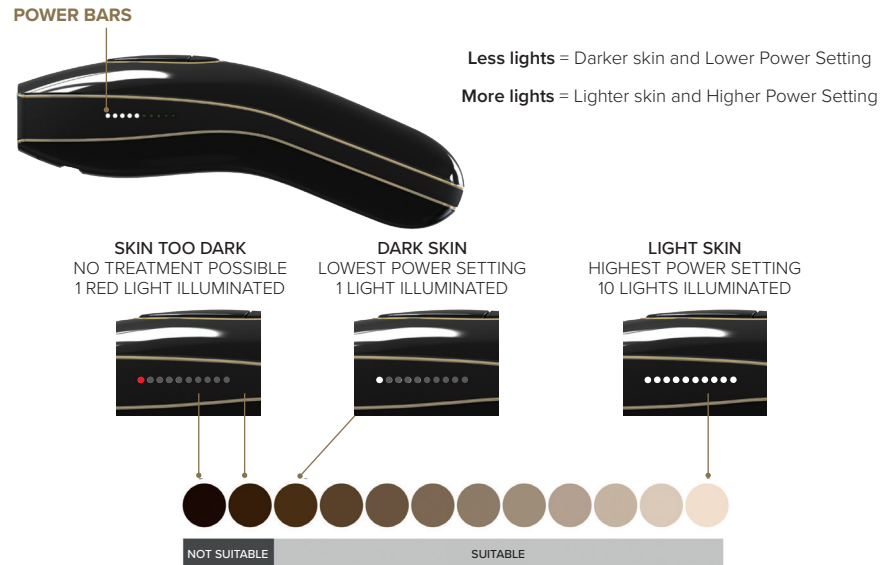
STEP 5: SWITCHING OFF SMOOTHSKIN PURE FIT

When the treatment is finished, SmoothSkin Pure Fit should be unplugged from the power supply, and the electrical outlet.

Refer to section 12 for details of how best to look after your SmoothSkin Pure Fit.

8. THE SKIN TONE SENSOR

The skin tone sensor measures the colour of your skin and sets the correct level of output power needed. If your skin is too dark for treatment with SmoothSkin Pure Fit, the skin tone sensor will detect this and prevent the unit from operating. RED lights will be shown in the power bar if your skin is too dark. The status of the skin tone sensor can be seen on the power bars located on both sides of the handset. If a valid skin tone is detected, the power bars will illuminate WHITE. The number of lights illuminated will be dependent upon your exact skin tone.



The amount of light energy delivered for each of the device settings when in Power Mode (depending on skin colour) is shown in the table below.

Number of Power Bar Lights Illuminated	Maximum Energy (J/cm ²)
10	6.00
9	5.78
8	5.56
7	5.33
6	5.11
5	4.89
4	4.67
3	4.44
2	4.22
1	4.00

This full contact with your skin ensures you get the best results, as all the light energy emitted from the device reaches the treatment area.

9. THE SKIN CONTACT SENSOR

SmoothSkin Pure Fit is fitted with a skin contact sensor that checks your skin contact before each flash, making sure the device is safe to operate! This makes the device compliant with the most stringent safety regulations.

The skin contact sensor also ensures you get the best results from your device. The sensor must be in full contact with the treatment area in order for the device to flash.

This full contact with your skin means that all the light energy emitted from the device reaches the treatment area to deliver the best results.

If the device is not in full contact with the treatment area, the device will not fire. Try adjusting the positioning of the device to ensure full contact is achieved, particularly on more awkward areas like arms and shins.



10. SMOOTHSKIN PURE FIT MODES

You can treat your body using any one of the three SmoothSkin Pure Fit treatment modes:



Power Mode – No Indicator



Gentle Mode – Indicator On



Speed Mode – Indicator On

Power Mode is the highest power setting of the device. Power Mode will deliver the best results, as it is using the maximum power output possible for your unique skin tone. This mode works particularly well on stubborn areas where the hair tends to be denser, such as underarms and bikini line.

Gentle Mode can be used if you find Power Mode uncomfortable or a little too painful. Operating the device in Gentle Mode will reduce the power output, and you will notice less Power Bar indicators illuminated when applied to your skin.

Speed Mode is the fastest mode, and therefore the lowest power mode. Speed Mode is best for treating larger areas where the hair is less dense (such as arms or legs), and where you want to move along the treatment area quickly. It can also be used as a maintenance mode, to be used to keep hair regrowth at bay after your initial treatment regime.

Power Mode is the default setting when your device is switched on. You can toggle between the three modes pressing the Mode Button underneath the main Activation Button.

When in any of these modes, you can also choose whether to use Glide Method or Stamp Method.

Stamp Method is recommended for small areas such as the underarm and bikini line. Place the handset on the skin, press & release the activation button. Remove from the skin before carefully re-applying to the next treatment area.

Glide Method is recommended for larger areas such as legs. Place the handset on the skin, hold down the activation button (press down continuously), then glide the handset along the skin between flashes. Try to move the handset at a steady speed that gives full coverage without overlap or missed areas.



11. THE PRECISION HEAD

SmoothSkin Pure Fit comes with a detachable precision head that is perfect for smaller, tricky areas (like upper lip, fingers, and toes). This has the benefit of giving you even more flexibility during each treatment.

Using the precision head will slow your device down a little, so we only recommend using when needed, to ensure you get the fastest treatment possible.

The precision head simply attaches on to the front of your device via an internal magnet inside the front of the main device. This magnet holds the head in place whilst you treat the area. Simply unclip or re-attach depending on what area you're treating.



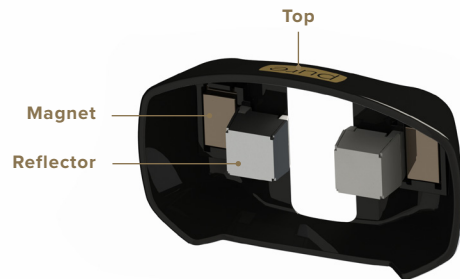
If the precision head is damaged or missing any parts (e.g. magnet or reflector), then **do not use**.

Ensure the precision head is fitted in the correct orientation (logo at the top).

If the precision head becomes uncomfortably hot during use, then stop treatment until it has cooled down.

Follow all EYE SAFETY warnings (Section 3) when the precision head is fitted.

Follow the cleaning instructions (Section 12) for the precision head.



12. CLEANING, MAINTENANCE, STORAGE

After treatment, always switch off SmoothSkin Pure Fit by unplugging the power supply from SmoothSkin Pure Fit and the electrical outlet.

After use, the handset, skin tone sensor and treatment window should be inspected for damage and wiped down with a dry, lint free cloth.

WARNING: The glass filter can get hot during use. DO NOT touch or clean the filter for at least 5 minutes after use to allow it to cool down.

NEVER use water or other cleaning fluids, as these can damage the device leading to a potential safety hazard.

To ensure maximum performance of your SmoothSkin Pure Fit, it is particularly important to keep the front of the device and reflector free from dirt, hair or other debris.

To aid in the cleaning of this part, the front of the device can be cleaned with a slightly damp cloth.

Store SmoothSkin Pure Fit in a cool, dry place. Make sure that the treatment window and skin tone sensor on the handset are protected from damage.

Regularly check the device (including cords) for visible signs of damage. In case of damage or cracks, stop using the device. To prevent strangulation or tripping hazard, always unplug the device from power socket when not in use.

13. TRAVELLING WITH SMOOTHSKIN PURE FIT

The power supply unit of SmoothSkin Pure Fit is universal and will work with all commonly encountered mains supplies. Providing you have a suitable adaptor for the mains power cable plug, SmoothSkin Pure Fit will operate as normal.

14. TROUBLESHOOTING

PROBLEM	SOLUTION
The power bar indicators on the side of the handset do not light up when placed against your skin.	Make sure the power supply is plugged in. Make sure the handset is in READY mode (press the Standby/Ready button once). Ensure the skin sensors are pressed against the skin. Ensure the skin tone sensor is pressed against the skin.
Whilst pressed against your skin, the first power bar indicator on the side of the handset is illuminated RED, and SmoothSkin Pure Fit will not work.	The area you are trying to treat is too dark for treatment. SmoothSkin Pure Fit includes an intelligent skin tone sensor that automatically detects your skin tone and selects the optimal treatment setting. Due to the nature of Intense Pulsed Light technology, SmoothSkin Pure Fit is not for everyone and cannot treat very dark skin.
The power bar indicators on the side of the handset are on or are flashing in an unfamiliar pattern including a red LED indicator light.	SmoothSkin Pure Fit will display any error messages through combinations of lights the on the power bars on the sides of the handset. This indicates that there is a fault with the device. Stop using the device and refer to the website.
SmoothSkin Pure Fit handset, treatment window, power supply or cable are damaged, broken, cracked or appear defective.	DO NOT USE. If you are in any doubt about the safety of SmoothSkin Pure Fit or suspect it is damaged in any way, it must not be used, and you should refer to the website.

15. WARRANTY

We grant a 2 year warranty on the product starting on the date of purchase. Within the warranty period, we will check faults in materials or workmanship free of charge and replace the complete device, at our discretion.

This warranty extends to every country where this device is supplied by CyDen or its appointed distributor.

This warranty does not cover damage due to improper use, normal wear or use as well as defects that have a negligible effect on the value or operation of the appliance. The warranty becomes void if repairs are undertaken by unauthorised persons and if original SmoothSkin Pure Fit parts are not used. To obtain service within the warranty period, please visit our website www.smoothskin.com

16. LABELS AND SYMBOLS

SMOOTHSKIN PURE is marked with the following symbols:

	Type BF Applied Part		Australia Regulatory Compliance Mark
	Class II Equipment		China RoHS environmental protection use period
	Follow Instructions for use		Warning Optical Radiation from device may cause eye injury
	WEEE waste disposal mark of the European Union		Trefoil compliance mark for Ukraine
	European Conformity Marking		FCC EMC compliance for North America
	Keep Dry		

FCC STATEMENT:

NOTE: This equipment has been tested and found to comply with the limits for a Class B digital device, pursuant to part 15 of the FCC Rules. These limits are designed to provide reasonable protection against harmful interference in a residential installation. This equipment generates, uses and can radiate radio frequency energy and, if not installed and used in accordance with the instructions, may cause harmful interference to radio communications. However, there is no guarantee that interference will not occur in a particular installation. If this equipment does cause harmful interference to radio or television reception, which can be determined by turning the equipment off and on, the user is encouraged to try to correct the interference by one or more of the following measures:

- Reorient or relocate the receiving antenna.
- Increase the separation between the equipment and receiver.
- Connect the equipment into an outlet on a circuit different from that to which the receiver is connected.
- Consult the dealer or an experienced radio/TV technician for help.

17. TECHNICAL SPECIFICATIONS

SmoothSkin Pure Fit is a filtered broadband Intense Pulsed Light system with the following technical specifications:

- **Repetition Rate:** Manually pulsed every 0.45 to 1 second (dependent on treatment setting), Continuous operation
- **Pulse Length:** Free discharge FWHM = 2.0ms
- **Max Optical Output:** 3 - 6J/cm²
- **Wavelength:** 510 – 1100nm
- **Power Line Input:** 100–240V~, 50/60Hz, 1.7-0.91A
- **Operating temperature:** Between 5°C and 40°C
- **Operating humidity:** Up to 93%R.H. non condensing
- **Operating Pressures:** 700hPa to 1060hPa
- **Treatment area (spot size):** 3 cm² (30mm x 10mm)

The area directly around the treatment window is classified as the Applied Part, and can reach a maximum temperature of 60degC. Ensure SmoothSkin Pure Fit is used as directed in Section 7.

TRANSPORT CONDITIONS:

- **Temperature:** -25°C to +70°C
- **Humidity:** Up to 93%R.H. non condensing
- **Pressures:** 500hPa to 1060hPa

If the device has been stored at temperatures outside of the stated operating range, then please allow at least 30 minutes before use to allow the device to acclimatise.

SmoothSkin Pure Fit has unlimited flashes and is intended for a single user.

Minimum expected service life is 10 years when following the recommended regimen.

CE marking certifies that this appliance conforms to the following EU Directives:

- Low Voltage Directive 2014/35/EU
- Electromagnetic Compatibility Directive 2014/30/EU
- Energy related Product Directive 2009 / 125 / EC.

SmoothSkin Pure Fit complies with the latest EMC Standards and Amendments applicable to Household and Medical Devices. These are: EN 55014-1:2017, EN 55014-2:2015, EN 61000-3-2:2014, EN 61000-3-3:2013, IEC 60601-1-2:2014 (Ed 4.0), FCC CFR 47 Part 15.107 & 15.109, ICES-003 Issue 6.0

SmoothSkin Pure Fit complies with the latest Safety Standards and Amendments applicable to Household and Medical Devices.

These are: IEC 60335-1:2010 + Ams, IEC 60335-2-23:2003 + Ams, EN 62233, IEC 60601-1:2005 (Ed 3.1) +A2:2012, IEC 60601-2-57:2011, IEC 60601-1-6:2010 + Ams, IEC 62366-1:2015, IEC 60601-1-9, IEC 62304:2006 + Ams, CAN/CSA - C22.2 No 60601-1:2008 and 2014, ANSI/AAMI ES 60601-1:2005 + Ams

For further details contact CyDen Ltd

DISPOSAL (end of life)

In order to minimize hazards to health and the environment and ensure that materials can be recycled, this product should be disposed of at a separate collection facility for waste electrical and electronic equipment. The WEEE symbol marked on the product is there to remind you.

欢迎使用 SMOOTHSKIN PURE FIT

恭喜您! 您打开了一个无与伦比的美丽、光洁与方便的世界。加入官网:
www.smoothskin.com, 在这里您可以交流技巧知识和获取整个脱毛过程的专家建议。

1. SMOOTHSKIN PURE FIT系统	41	10. SMOOTHSKIN PURE FIT模式	63
2. SMOOTHSKIN PURE FIT的工作原理	42	11. 精准照射头	65
3. 重要安全信息	44	12. 清洁、保养和存放	67
4. 潜在的风险、副作用和皮肤反应	51	13. 随身携带SMOOTHSKIN PURE FIT旅行	67
5. SMOOTHSKIN PURE FIT的预期用途	53	14. 故障解决	68
6. 您的适应性	53	15. 保修	69
7. SMOOTHSKIN PURE FIT的使用方法	54	16. 标签和符号	70
8. 肤色传感器	58	17. 技术规格	72
9. 皮肤接触传感器	61		

1. SMOOTHSKIN PURE FIT系统

包装清单

SMOOTHSKIN PURE FIT包装清单如下:

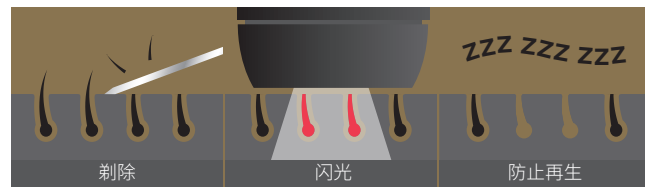
- 手柄和主机
- 电源线
- 精准照射头
- 用户手册



2. SMOOTHSKIN PURE FIT的工作原理

SMOOTHSKIN PURE FIT旨在帮助打破毛发生长的周期。光能传递至皮肤表层,被毛干中的黑色素吸收。吸收的光能转换为热能(在皮肤表层以下),从而使毛囊失去功能。经过照射的毛发在几天至1-2周内自然脱落。

毛发生长呈现周期性,遵循三个不同的连续阶段。IPL照射仅在毛发处于特定阶段(即生长期)时才有效。并非所有毛发在任何时候都处于同一阶段。正因如此,您应遵循建议的照射方案,即每周1次,连续12周。



效果

在照射结束后,原则上不会因照射产生任何明显的副作用(请参见第4章了解关于副作用的更多信息)。

在初步照射后的头几周,您仍然会看到一些毛发在生长。这些毛发很可能是在照射过程中遗漏的毛发,即它们在照射过程中处于休眠状态而不处于生长期;处于生长期时IPL效果最好。

在12周照射计划的6周左右,您应该会发现毛发生长减慢。但是,许多毛发在其生长期可能仍未得到照射。请务必坚持每周照射一次。

经过12周的照射后,您应该会发现照射部位的毛量明显减少。剩余的毛发应更细,颜色更浅。然后改为每月照射一次或按要求进行照射,可维持减少多余的毛发。

3. 重要安全信息

禁忌

如果您的皮肤很黑,请勿使用SMOOTHSKIN PURE FIT。位于设备输出窗口附近的肤色传感器可用来确定您的肤色。如果经肤色传感器确定您的皮肤太黑而无法安全使用,则将无法使用SMOOTHSKIN PURE FIT。

如果您的皮肤已被人为或自然晒黑,或因暴晒而灼伤,请勿使用SMOOTHSKIN PURE FIT。日光照射后,皮肤可能会特别敏感,如果使用SMOOTHSKIN PURE FIT,皮肤特别容易灼伤、起泡、变色或留下疤痕。请等待1周,直到晒伤或晒黑等症状消失,然后再使用SMOOTHSKIN PURE FIT。

请勿将照射后的部位暴露在阳光下。照射后至少等待7天,照射后的皮肤才可以受阳光直照。经过SMOOTHSKIN PURE FIT照射后,您的皮肤可能特别敏感,特别容易晒伤。在照射部位涂防晒霜(SPF 15或更高)或穿上合适的衣服遮盖照射部位。

不要在乳头、生殖器或肛门周围直接使用SMOOTHSKIN PURE FIT。这些部位的肤色可能更深和/或毛发密度可能更大。在这些部位使用本设备可能会导致皮肤不适/疼痛或受伤(灼伤、变色或留下疤痕)。

如果您有皮肤癌病史或癌前病变(例如痣或大量痣),请勿使用SMOOTHSKIN PURE FIT不要在水泡和疤痕上。

如果您处于孕期或哺乳期,请勿使用SMOOTHSKIN PURE FIT,因为尚未针对这些人员测试本设备。

如果要照射的部位上有深褐色或黑色斑点(例如胎记、痣或疣),那么请不要使用SMOOTHSKIN PURE FIT照射这些部位。使用SMOOTHSKIN PURE FIT可能会伤害您的皮肤或使现有状况恶化。您可能会遇到诸如灼伤、起泡和肤色变化或留疤痕之类的副作用。

如果照射部位有任何皮肤病,包括牛皮癣、白癜风、湿疹、粉刺、单纯疱疹或活动性感染或伤口,请勿使用SMOOTHSKIN PURE FIT。

如果您未满18岁,请勿使用SMOOTHSKIN PURE FIT,因为尚未针对这些人员测试本设备。

警告

眼睛安全防护



SMOOTHSKIN PURE FIT会发出强烈的脉冲光。直接接触可能对您的眼睛有害。请遵循以下安全注意事项。

警告:如果不遵守操作指示,可能会导致眼睛受伤(可能导致视力下降)或皮肤受伤。阅读并遵循操作指示

仅当肤色传感器(照射窗口旁边)检测到有效的肤色读数并且与照射部位完全接触时,手柄才能启动(闪光)。但是:

当系统通电并接通电源时,请勿直视手柄的照射窗口

请勿尝试对着眼睛启动(闪光)本系统

不要照射眼睛周围的区域(眉毛或睫毛)。误用会导致眼睛损伤,保护眼睛免遭照射。请勿将本产品置于眼睑上方或靠近眼睛

仅当手柄的正面与您要照射的部位良好接触时,才能尝试启动(闪光)本系统。

我们建议在向皮肤照射时将目光远离手柄。

电气与安全

与任何电气设备一样,必须留意某些注意事项以确保您的安全。

请勿尝试拆开SMOOTHSKIN PURE FIT,因为这可能会使您接触危险的电子元件。

如果SMOOTHSKIN PURE FIT已损坏,请勿使用;例如,手柄破裂、电源线损坏(内部导线可见)、手柄上的玻璃破裂等。这可能会导致人身伤害。

请勿在浴缸、淋浴器、脸盆或其他装有水的容器附近使用。如果SMOOTHSKIN PURE FIT变湿,请勿使用。

如果SMOOTHSKIN PURE FIT触摸起来非常烫手,请勿使用。这可能表明设备已损坏。

请勿使用SMOOTHSKIN PURE FIT专用电源或组件之外的电源或组件。这可能会损坏主机并导致其停止工作。

请勿尝试在皮肤以外的任何表面上启动(闪光)SMOOTHSKIN PURE FIT。

警告:禁止对本设备进行改装。

请勿将SMOOTHSKIN PURE FIT放置在难以断开电源的地方。



一般安全防护

如果您在要照射的部位进行过换肤照射, 请勿使用。换肤后请等待30天, 然后再使用SMOOTHSKIN PURE FIT照射。

用强脉冲光(IPL)照射晒黑的皮肤可能会导致被照射皮肤永久性色素沉着(变黑)或色素减退(变白)。

不要用在您有纹身或半永久妆效的地方。

如果您对日光过敏(光敏性)或正在服用会使皮肤更为敏感并引起光敏性的药物, 例如视黄素A、维甲酸和/或其他局部用类视黄醇, 请勿使用本设备。请务必参阅医疗产品随附的说明手册, 以查看是否将光敏性列为副作用。在光敏皮肤上使用SMOOTHSKIN PURE FIT可能会导致皮肤损伤, 例如肿胀或起泡。因为使用本产品可能会伤害皮肤, 所以使用本产品前请咨询医生。

本产品不适用于医学治疗。皮肤问题, 例如痣、皮疹、皮肤瘙痒、皮肤癣、皮肤感染, 皮肤红肿、皮垂等, 请咨询医生。

SmoothSkin Pure Fit不能用于任何填充物或肉毒杆菌上。

应将SMOOTHSKIN PURE FIT放在18岁以下儿童接触不到的地方。儿童不得使用、玩耍、维

护或清洁本设备。存在许多潜在风险, 例如接触光输出会导致灼伤或眼睛受伤、触电致死、导线勒死。

应将SMOOTHSKIN PURE FIT放在宠物和害虫无法触及的地方, 以免损坏设备。潜在的风险包括机能衰减和触电死亡。

SMOOTHSKIN PURE FIT不适用于生理、感官或心理功能减弱的人群使用。除非其安全负责人给予他们有关设备安全和正确使用的监督或指导。

SMOOTHSKIN PURE FIT玻璃滤光器是至关重要的组件, 在使用过程中会变热。使用期间或使用后一段时间, 请勿触摸滤光器。定期检查滤光器是否损坏。如果滤光器破裂或丢失, 请勿使用SMOOTHSKIN PURE FIT。

确保SMOOTHSKIN PURE FIT照射窗口清洁且无碎屑。设备工作期间, 照射窗口上或周围的任何碎屑可能会导致皮肤暂时变色, 例如发红或肿胀。

警告: 在一处皮肤区域长时间或反复的照射可能导致皮肤损伤。避免过度使用。过度使用包括过度滑动、脉冲叠加及增加使用频率

警告: 不要否决设备固有的安全机制。

不要超过照射方案中规定的使用量

注意事项

激光或强脉冲光源脱毛会导致某些人员的毛量增加。根据目前可获得的数据,最有可能产生这种反应的人群是地中海、中东和南亚照射面部和颈部的女性。

请勿在任何您希望毛发重新长出的地方使用SMOOTHSKIN PURE FIT。

请勿在男性脸部、下巴或颈部使用SMOOTHSKIN PURE FIT设备。男性胡须部位的毛发太密,在这些部位使用SMOOTHSKIN PURE FIT设备可能会导致皮肤受伤。

不建议将SMOOTHSKIN PURE FIT用于红色、灰色或金色的毛发。SMOOTHSKIN PURE FIT对这些毛发颜色无效。

4. 潜在的风险、副作用和皮肤反应

使用SMOOTHSKIN PURE FIT可能会导致副作用。

下表列出了使用SMOOTHSKIN PURE FIT照射后可能发生的已知皮肤反应。

副作用	评估和应对方法
被照射部位轻度疼痛/不适	对于所有IPL照射来说,这是正常反应。您可以按照说明继续使用该设备,疼痛会随着后续使用而减轻。
照射过程中的温热感或刺痛感通常在几秒钟到一分钟后消失,并随着后续使用而减轻。	对于所有IPL照射来说,这是正常反应。您可以按照说明继续使用该设备。
照射部位发痒	这在IPL照射中非常常见,可在短期内减轻。您可以按照说明继续使用该设备。请勿挠该部位。
照射过程中或照射后的皮肤发红现象几分钟内便会消失。	对于所有IPL照射来说,这是正常反应。皮肤发红现象消失后,您可以继续按照说明使用本设备。

副作用	评估和应对方法
皮肤发红现象在几分钟内没有消失,持续24-48小时。	立即停止使用该设备,并在再次使用之前咨询您的医生。
在照射期间或照射后持续存在强烈疼痛或不适。	立即停止使用该设备,并在再次使用之前咨询您的医生。

非常罕见的情况	评估和应对方法
肿胀和发红在两到三天内没有消失。	立即停止使用该设备,并在再次使用之前咨询您的医生。
肤色暂时改变(变白或变黑)。	如果您的肤色发生变化,请立即停止使用该设备并咨询医生。
皮肤起泡、留下疤痕或灼伤。	立即停止使用该设备,并在再次使用之前咨询您的医生。将冰袋敷在照射部位。敷上抗菌乳膏或烧伤膏。

5. SMOOTHSKIN PURE FIT的预期用途

预期用途

SMOOTHSKIN PURE FIT旨在永久性减少多余的毛发。


6. 您的适应性

身体部位

SMOOTHSKIN PURE FIT适用于体毛和女性脸颊线以下的面部毛发。

肤色

SMOOTHSKIN PURE FIT适用于浅色、中等色和深色肤色,最高至肤色5。



SMOOTHSKIN PURE FIT包含肤色传感器, 该传感器可测量皮肤的颜色, 如果肤色太暗, 则会无法使用。

毛发颜色

SMOOTHSKIN PURE FIT适用于天然黑色或棕色毛发, 可能对白色、灰色、金色或红色毛发没有效果。



7. SMOOTHSKIN PURE FIT的使用方法

警告: 遵循照射过程中的各个步骤, 以确保您完成各个步骤的方方面面, 然后再进行下一步。

步骤1: 对要照射的部位做准备工作

通过剃刮去除所有可见的毛发。确保皮肤表层上方没有毛发残留, 以确保最佳照射效果并防止碎屑覆盖在SMOOTHSKIN PURE FIT的正面。

清洁照射部位并拍干。请记住, 请勿在此设备上使用任何凝胶或霜!

步骤2: 进行皮肤过敏试验

在对各身体部位进行首次照射之前, 建议您测试该部位皮肤对SMOOTHSKIN PURE FIT的反应。



皮肤过敏试验部位的大小应约为3厘米x2厘米(相当于并排照射到皮肤上的两次闪光)。请按照步骤3照射该部位。

皮肤过敏试验后等待24小时, 以确保您的皮肤适合照射, 并且对光能没有不良反应。如果24小时后没有反应, 您可以照射皮肤过敏试验周围的部位。“经皮肤过敏试验的部位”至少应在1周内不得重新照射。

步骤3: 使用SMOOTHSKIN PURE FIT照射

A) 将电源插入电源插座。风扇将启动, 肤色传感器指示灯亮蓝色, 表明设备已开启

动力模式超时

主机处于“非活动”状态时,即10分钟内未按任何按钮,主机将恢复为“待机”模式,并且皮肤传感器指示灯将熄灭。要返回“就绪”模式进行照射,请按“动力模式”按钮。

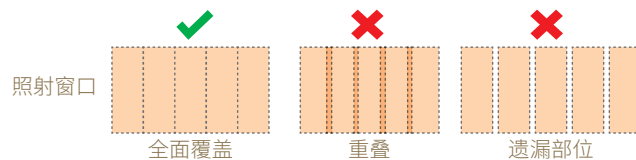
B) 将手柄牢牢按在要照射的部位,确保肤色传感器与皮肤接触。如果皮肤传感器未与皮肤完全接触,SMOOTHSKIN PURE FIT将无法工作。皮肤传感器测量到有效的肤色后,预设的输出功率将显示在功率条上。



C) 按下启动按钮。设备将闪光,有温热感

D) 将手柄移至下一个要照射的部位并重复上述步骤。设备需要在两次闪光之间进行充电。

E) 确保照射覆盖整个部位,但不要与照射脉冲重叠。



步骤4: SMOOTHSKIN PURE FIT照射时间安排

为了获得最佳效果,应每周使用一次SMOOTHSKIN PURE FIT,持续12周,以确保所有毛囊均得到照射。在初始照射阶段(每周一次,持续12周)之后,为了保持疗效,我们建议改为每月使用一次或根据需要使SMOOTHSKIN PURE FIT。



步骤5: 关闭SMOOTHSKIN PURE FIT

照射完成后,应从电源和电源插座上拔下SMOOTHSKIN PURE FIT的插头。

有关如何最佳保养SMOOTHSKIN PURE FIT的详细信息,请参阅第12章。

8. 肤色传感器

肤色传感器可测量皮肤的颜色并设置所需的正确输出功率等级。如果您的皮肤太黑而无法使用SMOOTHSKIN PURE FIT进行照射,则肤色传感器会检测到此情况并阻止主机工作。如果您的皮肤太黑,则功率条中将亮红灯。

可以在手柄两侧的功率条上看到肤色传感器的状态。如果检测到有效的肤色,则功率条将亮白色。亮灯的数量取决于您的肤色。



下表显示了在“动力模式”下(取决于肤色)为各种设备设置传递的光能量。

功率条指示灯亮起的数量	最大能量 (焦耳/平方厘米)
10	6.00
9	5.78
8	5.56
7	5.33
6	5.11
5	4.89
4	4.67
3	4.44
2	4.22
1	4.00

由于从设备发出的所有光能可到达照射部位,因此与皮肤的充分接触可确保获得最佳效果。

9. 皮肤接触传感器

SMOOTHSKIN PURE FIT配有皮肤接触传感器,可以在每次闪光之前检查您的皮肤接触状况,以确保安全操作设备!这使得设备符合最严格的安全法规。

皮肤接触传感器还可以确保您从设备中获得最佳效果。传感器必须与照射部位完全接触,设备方可闪光。

与皮肤的充分接触意味着从设备发出的所有光能到达照射部位,实现最佳效果。

如果设备未与照射部位完全接触,则设备无法照射。尝试调整设备的位置,以确保完全接触,尤其是在手臂和小腿等较棘手的部位。



10. SMOOTHSKIN PURE FIT模式

您可以使用以下三种SMOOTHSKIN PURE FIT照射模式中的任何一种来照射：



动力模式 - 无指示灯



温和模式 - 指示灯亮起



加速模式 - 指示灯亮起

动力模式是设备的最高功率设置。动力模式将提供最佳疗效,因为此种模式下会针对您的独特肤色使用最大功率输出。此模式在腋下和比基尼线等发毛通常较密的顽固部位特别有效。

如果您觉得“动力模式”不舒服或有点疼痛,可以使用“温和模式”。在“温和模式”下操作设备会降低功率输出,并且接触到皮肤上时,您会注意到点亮的功率条指示灯有所减少。

“加速模式”是最快的模式,因此是最低的动力模式。“加速模式”最适合照射毛发密度较低的较大部位(例如手臂或腿部),以及您想要快速沿着照射部位移动的部位。加速模式也可以用作维护模式,用于在初始照射方案之后防止毛发再生长。

开机时,动力模式为默认设置。您可以按下主“启动按钮”下方的“模式按钮”在三种模式之间进行切换。

在任何一种模式下,您还可以选择使用“滑动式”或“点动式”。

对于腋下和比基尼线等小面积部位,建议使用“点动式”。将手柄放在皮肤上,按下并释放启动按钮。请先从皮肤上拿下手柄,然后再小心照射下一个照射部位。

对于较大的区域(例如腿部),建议使用“滑动式”。将手柄放在皮肤上,按下启动按钮(连按),然后在两次闪光之间使手柄沿着皮肤滑动。尝试以稳定速度移动手柄,实现全面覆盖,避免重叠或遗漏的部位。



11. 精准照射头

SmoothSkin Pure Fit配有可拆卸的精准照射头,非常适合较小、棘手的部位(如上唇、手指和脚趾)。在每次照射过程中给您更多的灵活性。

使用精准照射头会让您的设备运行变慢,所以我们只建议在需要的时候使用,以确保您得到最快的照射。

精准照射头只需通过主设备前部的内部磁铁连接到设备前部。当您在照射指定皮肤区域时,这个磁铁会将照射头保持在适当的位置。照射头拆卸简易。您可以根据您照射的皮肤区域选择拆卸或重新连接照射头



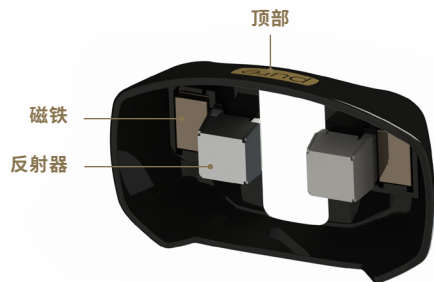
如果精准照射头损坏或缺少任何零件(如磁铁或反射器),则不要使用。

确保精准照射头安装在正确的方向(顶部有商标)

如精准照射头在使用过程中过热,则停止照射,直到照射头冷却。

安装精准照射头时,请遵循所有眼睛安全警告(第3节)。

请遵循精准照射头的清洁说明(第12节)



12. 清洁、保养和存放

照射后,请务必从SMOOTHSKIN PURE FIT和电源插座上断开电源,以关闭SMOOTHSKIN PURE FIT。

使用后,应检查手柄、肤色传感器和照射窗口是否损坏,并用无绒的干布擦拭。

警告:玻璃滤光器在使用过程中会变热。使用后至少5分钟,请勿触摸或清洁滤光器,以使其冷却。

切勿使用水或其他清洁液,否则会损坏设备,导致潜在安全隐患。

为确保SMOOTHSKIN PURE FIT发挥最佳照射效果,请务必确保设备和反射器的前端没有灰尘、毛发或其他碎屑。

可以用略湿的布清洁设备前端,这样有助于清洁此部分。

将SMOOTHSKIN PURE FIT存放在阴凉干燥的地方。确保保护好手柄上的照射窗口和肤色传感器,使其免受损坏。

定期检查设备(包括导线)是否有明显的损坏迹象。万一损坏或破裂,请停止使用该设备。

为避免勒绞或绊倒的危险,请务必在不使用设备时拔出电源插座上的插头。

13. 随身携带SMOOTHSKIN PURE FIT旅行

SMOOTHSKIN PURE FIT配备通用电源装置,适合所有常见电源。只要为电源线插头配备适用的适配器,SMOOTHSKIN PURE FIT便可正常运行。

14. 故障解决

问题	解决方法
放在皮肤上时,手柄侧面的功率条指示灯没有亮灯。	确保电源已插入。确保手柄处于“就绪”模式(按“待机/就绪”按钮一次)。确保将皮肤传感器压在皮肤上。 确保将肤色传感器压在皮肤上。
手柄压住您的皮肤时,手柄侧面第一个功率条指示器亮红色,并且SMOOTHSKIN PURE FIT不工作。	您要照射的部位太黑而无法照射。 SMOOTHSKIN PURE FIT包含一个智能肤色传感器,该传感器可自动检测您的肤色并选择最佳照射设置。 由于强脉冲光技术的特性,SMOOTHSKIN PURE FIT并非适合所有人,也无法照射肤色过深的皮肤。
手柄侧面的功率条指示灯以不常见的方式开启或闪烁,其中包括LED指示灯亮红色。	SMOOTHSKIN PURE FIT将通过手柄侧面功率条上的指示灯组合显示任何错误消息。这表明设备存在故障。停止使用该设备并访问网站
SMOOTHSKIN PURE FIT手柄、照射窗口、电源或导线损坏、断裂、破裂或出现故障。	请勿使用。 如果您对SMOOTHSKIN PURE FIT的安全性有任何疑问或怀疑其受到某种损坏,请勿使用并访问网站。

15. 保修

产品享有从购买之日起2年保修期。在保修期内,我们将自行决定是否免费检查材料或工艺上的故障并更换整机。

此保修范围涵盖CyDen或其指定分销商提供该设备的各个国家/地区。

此保修不包括由于使用不当、正常磨损或使用而造成的损坏,以及对设备的价值或操作影响可忽略不计的缺陷。如果未经授权的人员进行维修且如果未使用SMOOTHSKIN PURE FIT原装零件,则此保修无效。要在保修期内获得服务,请访问我们的网站 www.smoothskin.com

16. 标签和符号

	BF型应用部分		澳大利亚法规合规标志
	II类设备		中国RoHS环保使用期限
	遵循使用说明		警告:设备发出的光辐射可能会导致眼睛受伤
	欧盟电气和电子废弃物(WEEE)处理标志		乌克兰三叶合规标志
	欧洲合格标志		北美FCC EMC合规性
	保持干燥		

FCC声明:

注:本设备经测试证明符合FCC规则第15部分中关于B类数字设备的限制。这些限制旨在提供合理的保护,避免在住宅区产生有害干扰。本设备会产生、使用和发射射频能量,如果未按照说明进行安装和使用,可能会对无线电通信造成有害干扰。但是,不能保证在特定安装环境中不会产生干扰。如果此设备确实对无线电或电视接收造成有害干扰(可以通过打开和关闭设备来确定),则鼓励用户尝试通过以下一种或多种措施来消除干扰:

- 调整接收天线的方向或位置。
- 增加设备和接收器之间的距离。
- 将设备连接到与接收器不同电路的插座上。
- 请咨询经销商或有经验的无线电/电视技术人员以寻求帮助。

17. 技术规格

SMOOTHSKIN PURE FIT是一种经过过滤的宽带强脉冲光系统,具有以下技术规格:

- **重复率:** 每0.45到1秒手动脉冲(取决于照射设置),连续工作
- **脉冲长度:** 自由放电FWHM = 2.0ms
- **最大光输出:** 3 - 6焦耳/平方厘米
- **波长:** 510 -1100nm
- **电源线输入:** 100-240V~、50/60Hz、1.7-0.91A
- **工作温度:** 5°C 和40°C之间
- **工作湿度:** 高达93%相对湿度,无冷凝
- **工作压力:** 700hPa - 1060hPa
- **治疗部位 (照射面积):** 3 cm² (30mm x 10mm)

照射窗口正周围的部位被归类为“应用部分”,最高温度可以达到60°C。确保按照第7章的指示使用SMOOTHSKIN PURE FIT。

运输条件:

- **温度:** -25°C 至 +70°C
- **湿度:** 高达93%相对湿度,无冷凝
- **压力:** 500hPa - 1060hPa

如果设备存放的温度不在规定的操作范围内,请在使用前等待至少30分钟,使设备适应环境。

SMOOTHSKIN PURE FIT闪光次数无限制,仅供单个用户使用。

遵循推荐的方案时,最少预期使用寿命为10年。

CE标志证明该设备符合以下欧盟指令:

- 低电压指令2014/35/EU
- 电磁兼容指令2014/30/EU
- 能量相关产品指令2009/125/EC。

SMOOTHSKIN PURE FIT符合适用于家用和医疗设备的最新EMC标准和修订版本。包括:EN 55014-1:2017, EN 55014-2:2015, EN 61000-3-2:2014, EN 61000-3-3:2013, IEC 60601-1-2:2014 (Ed 4.0), FCC CFR 47 Part 15.107 & 15.109, ICES-003 Issue 6.0

These are: IEC 60335-1:2010 + Ams, IEC 60335-2-23:2003 + Ams, EN 62233, IEC 60601-1:2005 (Ed 包括:IEC 60335-1:2010 + Ams, IEC 60335-2-23:2003 + Ams, EN 62233, IEC 60601-1:2005 (Ed 3.1) +A2:2012, IEC 60601-2-57:2011, IEC 60601-1-6:2010 + Ams, IEC 62366-1:2015, IEC 60601-1-9, IEC 62304:2006 + Ams, CAN/CSA - C22.2 No 60601-1:2008 and 2014, ANSI/AAMI ES 60601-1:2005 + Ams
有关详细信息,请联系CyDenLtd

处置(报废)

为了最大程度地减少对健康和环境的危害并确保材料可以回收利用,应将本产品在对废弃电气和电子设备的单独收集场所中进行处置。产品上标记的WEEE符号用来提醒您这一点。

部件名称	有毒有害物质和元素					
	铅 (Pb)	汞 (Hg)	镉 (Cd)	六价铬 (Cr6)	多溴联苯 (PBB)	多溴联苯醚 (PBDE)
电源线	0	0	0	0	0	0
IPL 按键	X	0	X	0	0	0

X - 表示零件中的物质超出限制要求。

0 - 表示零件中的物质低于限制要求。

x表示在该部件使用的至少一种均质材料中所含的指定有害物质超出GB/T 26572规定的限制要求。因制造需求使用限制物质。使用此类材料不会影响仪器的安全性,也不会给使用者带来负面影响。**此声明用于提醒仪器使用者,在废弃仪器时,需根据当地环境法合理处置。**

SMOOTHSKIN



You can reach us via our SMOOTHSKIN
web page www.smoothskin.com

您可以访问我们的SMOOTHSKIN网页
(www.smoothskin.com)与我们联系

CyDen Limited, Block A
Bay Studios Business Park, Fabian Way
Swansea SA1 8QB UK



*Product may vary from illustrations shown throughout this guide

*产品可能与本手册中显示的插图有所不同

CM12-1739-01 | Type: SSG2