

SMOOTHSKIN  
pure  
mini lite

IPL USER GUIDE



# Welcome to **SMOOTHSKIN PURE MINI LITE!**

**Congratulations!** You've opened up a world of unparalleled beauty, smoothness and convenience. Come and join in the conversation at [www.smoothskin.com](http://www.smoothskin.com) where you can find expert advice and support throughout your treatment.

## **CONTENTS**

<i>1.</i> THE SMOOTHSKIN PURE MINI LITE SYSTEM	<i>5</i>	<i>9.</i> THE SKIN TONE SENSOR	<i>26</i>
<i>2.</i> HOW DOES SMOOTHSKIN PURE MINI LITE WORK	<i>6</i>	<i>10.</i> THE SKIN CONTACT SENSOR	<i>27</i>
<i>3.</i> IMPORTANT SAFETY INFORMATION	<i>8</i>	<i>11.</i> CLEANING, MAINTENANCE, STORAGE	<i>29</i>
<i>4.</i> POTENTIAL RISKS, SIDE EFFECTS AND SKIN REACTIONS	<i>15</i>	<i>12.</i> TRAVELLING WITH SMOOTHSKIN PURE MINI LITE	<i>29</i>
<i>5.</i> BENEFITS OF USING SMOOTHSKIN PURE MINI LITE	<i>18</i>	<i>13.</i> TROUBLESHOOTING	<i>30</i>
<i>6.</i> WHAT IS THE INTENDED USE OF SMOOTHSKIN PURE MINI LITE	<i>20</i>	<i>14.</i> WARRANTY	<i>31</i>
<i>7.</i> YOUR SUITABILITY	<i>20</i>	<i>15.</i> LABELS AND SYMBOLS	<i>32</i>
<i>8.</i> HOW TO USE SMOOTHSKIN PURE MINI LITE	<i>22</i>	<i>16.</i> TECHNICAL SPECIFICATIONS	<i>33</i>

# 1. THE SMOOTHSKIN PURE MINI LITE SYSTEM

## PACKAGE CONTENTS

Inside the packaging of the SmoothSkin Pure Mini Lite, you will find the following:

- Handset and Power Supply
- Mains Power Cable
- User Manual
- Device Rubber Cap


## THE SMOOTHSKIN PURE MINI LITE SYSTEM:



## 2. HOW DOES SMOOTHSKIN PURE MINI LITE WORK

### HOW DOES IPL WORK

SmoothSkin Pure Mini Lite is designed to help break the hair cycle. Light energy is transferred through the skin's surface and is absorbed by melanin present in the hair shaft. That light energy is converted to heat energy (below the surface of the skin), which reduces the hairs growing back. Now you can look forward to seeing the treated hairs naturally fall out over the course of a few days to 1-2 weeks.



## WHAT TO EXPECT

Immediately post treatment, you should not see any significant side effects from treatment (Refer to section 4 for more information on side effects).

In the first few weeks following the initial treatments, you will still see some hairs growing. These are likely to be hairs that were missed during treatment i.e. they were lying dormant and not in their growth phase (Anagen) during treatment; when IPL is most effective.

Around 4 weeks into the 12 week treatment program you should see a reduction in hair growth. However, many hairs may still not have been treated in their growth phase.

It is important to continue the weekly treatments.

After the 12 week program, you should see a significant reduction in hairs within the treated area. Any remaining hairs should be finer and lighter in color.

Continued treatments as required, should maintain the reduction in unwanted hair.



### 3. IMPORTANT SAFETY INFORMATION

#### CONTRAINDICATIONS

**DO NOT** use SmoothSkin Pure Mini Lite if you have very dark skin. The skin tone sensor located near the output window of the device will determine the tone of your skin. If the skin tone sensor determines that your skin is too dark for safe use, operation of SmoothSkin Pure Mini Lite will be prevented.

**DO NOT** use SmoothSkin Pure Mini Lite if your skin has been artificially or naturally tanned or is burned from sun overexposure. Your skin may be extra sensitive following sun exposure and particularly susceptible to burning, blistering, discoloring or scarring if you use SmoothSkin Pure Mini Lite. Wait 1 week until sunburn or tan disappears before using SmoothSkin Pure Mini Lite.

**DO NOT** expose treated areas to the sun. Wait at least 7 days after treatment before exposing treated skin to direct sunlight. Your skin may be extra sensitive following SmoothSkin Pure Mini Lite treatment and particularly susceptible to sunburn. Apply sunscreen (SPF 15 or greater) to the treated area or cover the treated area with suitable clothing.

**DO NOT** use SmoothSkin Pure Mini Lite directly on the nipples, genitals or around the anus. These areas may have a darker skin color and/or greater hair density. Using the device in these areas may cause discomfort/pain or injure (burn, discolor or scar) your skin.

**DO NOT** use SmoothSkin Pure Mini Lite if you have a history of skin cancer or pre-cancerous lesions

(e.g. nevi or a large number of moles).

**DO NOT** use on blisters and scars.

**DO NOT** use SmoothSkin Pure Mini Lite if you are pregnant, lactating, as this device has not been tested with these individuals.

**DO NOT** use SmoothSkin Pure Mini Lite on dark brown or black spots such as birthmarks, moles or warts in the area you wish to treat. Using SmoothSkin Pure Mini Lite may injure your skin or make existing conditions worse. You may experience side effects such as burns, blisters and skin color changes or scarring.

**DO NOT** use SmoothSkin Pure Mini Lite if you have any skin condition in the treatment area, including psoriasis, vitiligo, eczema, acne, herpes simplex or active infections or wounds.

**DO NOT** use SmoothSkin Pure Mini Lite if you are under the age of 18 as this device has not been tested on these individuals.

**WARNING**

**EYE SAFETY**



SmoothSkin Pure Mini Lite emits flashes of Intense Pulsed Light. Direct exposure is potentially harmful to your eyes. Take care to follow the safety precautions below.

**WARNING:** Possible eye injury (Potentially leading to loss of vision) or skin injury if instructions are not followed. Read and follow the instructions.

The handset can only be activated (flashed) if the skin tone sensor (next to the treatment window) detects a valid skin tone reading and is in full contact with the treatment area.

However:

**DO NOT** look directly into the treatment window of the handset when the system has electrical power and is switched on.

**DO NOT** attempt to activate (flash) the system towards the eye.

**DO NOT** treat areas around the eye (eyebrows or eyelashes). Misuse can lead to eye damage, protect eye from exposure. **DO NOT** use the appliance over the eye lids or close to the eye.


**ONLY** attempt to activate (flash) the system when the front of the handset is in good contact with the area you wish to treat.

**WE RECOMMEND** you look away from the handset when firing onto your skin.

### **ELECTRICAL AND SAFETY**

As with any electrical device, certain precautions must be taken in order to ensure your safety.

**WARNING:** Do not leave the equipment unattended when it is switched on to avoid the risk of fire or burns.





**DO NOT** try to open SmoothSkin Pure Mini Lite, as this may expose you to dangerous electrical components.

**DO NOT** use if SmoothSkin Pure Mini Lite is damaged; for example, cracked Handset, cable damage (internal wires visible), cracked or broken glass on the handset, etc. This may result in injury.

**DO NOT** use near bathtubs, showers, basins or other vessels containing water. If SmoothSkin Pure Mini Lite becomes wet, it should not be used.



**WARNING:** Water and electricity are a dangerous combination! To avoid risk of electrocution,  
- do not use this equipment in wet surroundings (e.g. in the bathroom or near a shower or swimming pool);  
- do not let water run into the appliance.

**DO NOT** use if SmoothSkin Pure Mini Lite becomes uncomfortably hot to touch. This may indicate that the unit is damaged.

**DO NOT** use a power cable or other component, other than those provided for use with SmoothSkin Pure Mini Lite. This may damage the unit and cause it to stop working.

**DO NOT** attempt to activate (flash) SmoothSkin Pure Mini Lite onto any surface other than skin.

**WARNING:** No modification of this equipment is allowed. SmoothSkin Pure Mini Lite cannot be serviced.

**DO NOT** position SmoothSkin Pure Mini Lite so that it is difficult to disconnect from the mains supply.

**WARNING:** If the wall socket used to power the equipment has poor connections, the plug of the

equipment becomes hot. Make sure you plug the equipment into a properly installed wall socket to avoid the risk of fire and burns.

## **GENERAL SAFETY**

**DO NOT** use if you have had a skin peel treatment on the area you wish to treat. Please wait 30 days after a skin peel before treating with SmoothSkin Pure Mini Lite.

Treating tanned skin with Intense Pulsed Light (IPL) may result in permanent Hyperpigmentation (Darkening) or Hypopigmentation (lightening) of the treated skin.

**DO NOT** use on areas where you have tattoos or permanent make up.

**DO NOT** use If you have a known sensitivity to sunlight (photosensitivity) or are taking medication that makes the skin more sensitive and causes photosensitivity, e.g. Retin A, Accutane and/or other topical retinoids. Always check the instruction leaflet that comes with your medicinal product, to see if photosensitivity is listed as a side effect. Use of SmoothSkin Pure Mini Lite on photosensitive skin could result in skin damage such as swelling or blisters. Seek medical advice prior to application of the appliance as use may harm the skin.

This appliance is not intended for the treatment of medical conditions. Medical advice should be sought to address, for example, moles, skin rash, itchy skin, skin fungus or infection, skin bumps, or skin tags.

SmoothSkin Pure Mini Lite should not be used over any fillers or botox.

**WARNING:** SmoothSkin Pure Mini Lite should be kept out of the reach of children under 18 years of age.

Children should not use, play with, maintain or clean the device. There are a number of potential risks - exposure to the light output causing burns or eye damage, electrocution, strangulation from the cables. SmoothSkin Pure Mini Lite should be kept out of reach of pets and pests which could damage the device. Potential risks include reduced function and electrocution.

SmoothSkin Pure Mini Lite is not intended for use by persons with reduced physical, sensory or mental capabilities, or lack of experience and knowledge. Unless they have been given supervision or instruction concerning use of the equipment to avoid the risk of fire or burns.

The SmoothSkin Pure Mini Lite glass filter is a critical component that will get hot during use.

**DO NOT** touch the filter during or directly after use. Regularly inspect the filter for damage. **DO NOT** use SmoothSkin Pure Mini Lite if the filter is cracked or missing.

Ensure that SmoothSkin Pure Mini Lite treatment window is clean and free from debris. Any debris on or around the treatment window during operation may result in temporary skin changes such as redness or swelling.

**WARNING:** Damage of the skin may occur after prolonged or repeated surface application on one site. Avoid over-usage which included excessive passes, stacking of pulses and/or increased frequency of use.

**WARNING:** Do not override the safety mechanisms inherent to the device.

**DO NOT** exceed the usage specified in the treatment regime.

**DO NOT** use on areas that have recently received local anaesthesia.

## PRECAUTIONS

Hair removal by lasers or intense pulse light sources can cause increased hair growth in some individuals. Based upon currently available data, the highest risk groups for this response are females of Mediterranean, Middle Eastern, and South Asian heritage treated on the face and neck.

**DO NOT** use SmoothSkin Pure Mini Lite on any area where you may want hair to grow back.

**DO NOT** use your SmoothSkin Pure Mini Lite device on man's face, jaw, or neck. The hair in a man's beard area is too dense, and using SmoothSkin Pure Mini Lite device in these areas may result in skin injury.

SmoothSkin Pure Mini Lite is not recommended for use on red, grey, white or blonde hair. SmoothSkin Pure Mini Lite is not effective on these hair colors.

**CAUTION:** Do not subject the equipment to heavy shocks to avoid risk of damage to the lamp.

**CAUTION:** Always unplug the appliance after use and in case of a power failure to avoid risk of damage to the equipment.

## 4. POTENTIAL RISKS, SIDE EFFECTS AND SKIN REACTIONS

Use of the SmoothSkin Pure Mini Lite could result in side effects. The table below lists the known skin reactions that may occur following treatment with the SmoothSkin Pure Mini Lite.

SIDE EFFECT	HOW TO ASSESS & REACT
Mild pain / discomfort in the area being treated.	This is expected and is normal for all IPL treatments. You can keep on using the device as instructed, and the pain should diminish with continued use.
Warm feeling or tingling sensations during treatment, which typically disappear after a few seconds to a minute and decrease with continued use.	This is expected and is normal for all IPL treatments. You can keep on using the device as instructed.
Itchiness in the treatment area.	This is quite common for IPL treatments, and should subside after a short period. You can keep on using the device as instructed. Do not scratch the area.

<b>SIDE EFFECT</b>	<b>HOW TO ASSESS &amp; REACT</b>
Skin redness during or after treatment which disappears within minutes.	This is expected and is normal for all IPL treatments. You can keep on using the device as instructed once skin redness has disappeared.
Skin redness which does not disappear within minutes and lasts 24-48 hours.	Stop using the device immediately and consult your physician before using it again.
Pain or discomfort that is intense during treatment or persists after a treatment.	Stop using the device immediately and consult your physician before using it again.

<b>IN VERY RARE CASES</b>	<b>HOW TO ASSESS AND REACT</b>
Swelling and redness that does not disappear within two to three days.	Stop using the device immediately and consult your physician before using it again.
Temporary changes in skin color (lightening or darkening).	If your skin colour changes, stop using the device immediately and consult your physician.
Blistering, scarring or burning of the skin.	Stop using the device immediately and consult your physician before using it again. Apply a cold pack to the area. Treat with antiseptic or burn cream.

In a clinical trial of 50 subjects, each subject received 12 weekly treatments. The recorded effects were:

- Itchiness - 3 subjects experienced mild itchiness after treatment.
- Slight Redness - This was reported by 2 subjects.
- Mild Stinging Sensation - 5 subjects reported mild discomfort following treatment.
- In-growing Hair - 1 subject reported experiencing an in-growing hair following treatment.
- Follicle Redness - 1 subject reported a red spot at the treatment site following treatment.

In all cases, the treated skin returned to normal within 7 days.

## 5. BENEFITS OF USING SMOOTHSKIN PURE MINI LITE

The SmoothSkin Pure Mini Lite is indicated for the permanent reduction of unwanted hair.

- A clinical trial was performed to assess both the safety and efficacy of the SmoothSkin Pure Mini Lite. The key features of the clinical trial were:  
All treatments were performed by non-medically trained operators at a single location using devices identical to the SmoothSkin Pure Mini Lite provided in this package;
- All subjects were required to complete questionnaires related to their general health and those who could not be treated, e.g. those who had one or more of the contraindications as listed in Section 3 of this User Manual were excluded. In addition, all subjects were required to provide Informed Consent as per international clinical trial requirements;
- A total of 53 female subjects, aged between 19 and 45 years old, commenced the trial;
- Three subjects left the trial during the treatment period for personal reasons. No subjects left the trial due to problems associated with the use of the SmoothSkin Pure Mini Lite;
- Each subject received 12 weekly treatments to their chosen body location. A typical treatment consisted of shaving the site then applying the SmoothSkin Pure Mini Lite following the same process as outlined in Section 8, Step 3 of this user manual;
- Hair counts were used to measure the change in the amount of hair 6 months after the last treatment and 12 months after the last treatment. The hairs in the treatment sites were



counted via high resolution photography and the difference in hair counts was calculated as a percentage change;

- When used as directed, the clinical trial participants showed on average 44% less hair 6 months after their last treatment and 36% less hair 12 months after their last treatment when compared to hair counts taken before treatment (See Table below). Actual results did vary from person to person;

	<b>SmoothSkin Pure Mini Lite</b>
Number of Subjects at 6 Months Post Treatment.	50
Hair Reduction at 6 Months Post Treatment.	43.9%
Number of Subjects at 12 Months Post Treatment.	33
Hair Reduction at 12 Months Post Treatment.	36.0%
% of Subjects met success (>30% hair reduction) on all body areas at 12 months post-treatment. Subject Success is defined as greater than 30% hair reduction at all treatment sites at 12 months.	66.7%

The incidence of side effects during the clinical trial was minimal (as outlined in Section 4 above) and the majority of subjects (48 out of 50) would recommend the SmoothSkin Pure Mini Lite to their friends.

## 6. WHAT IS THE INTENDED USE OF SMOOTHSKIN PURE MINI LITE

### INTENDED USE

SmoothSkin Pure Mini Lite is intended for the permanent reduction in unwanted hair.

### INDICATIONS FOR USE

The SmoothSkin Pure Mini Lite Hair Removal Device is indicated for the removal of unwanted hair. The SmoothSkin Pure Mini Lite is also indicated for the permanent reduction in hair regrowth, defined as the long-term, stable reduction in the number of hairs regrowing when measured at 6, 9 and 12 months after the completion of a treatment regime.

## 7. YOUR SUITABILITY

### BODY AREAS

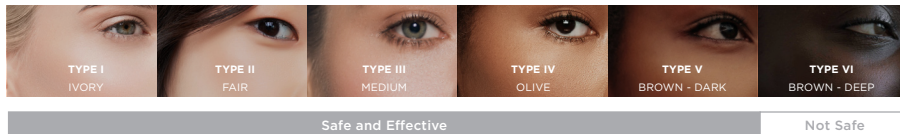
SmoothSkin Pure Mini Lite is suitable for use on body and facial hair below the cheekline.

### SKIN COLOR

SmoothSkin Pure Mini Lite is suitable for use on light, medium and dark skin tones up to and including skin tone 5. SmoothSkin Pure Mini Lite incorporates a Skin Tone Sensor that

measures the colour of your skin and will prevent use if your skin tone is too dark. Dark Skin Tones are rich in melanin which could absorb too much energy and potentially lead to skin damage.

#### SKINTONE



#### HAIR COLOR

SmoothSkin Pure Mini Lite is suitable for use on naturally black or brown hair. It may not be as effective on white, grey, blonde or red hair.

#### HAIR COLOUR



## 8. HOW TO USE SMOOTHSKIN PURE MINI LITE

**WARNING:** Follow each step in the treatment process ensuring you complete all aspects of each step before progressing to the next.

### STEP 1: PREPARE THE AREA TO BE TREATED

Remove all visible hair by shaving. Make sure there is no hair remaining above the surface of the skin as this may cause injury. This also prevents debris from covering the front of your device.

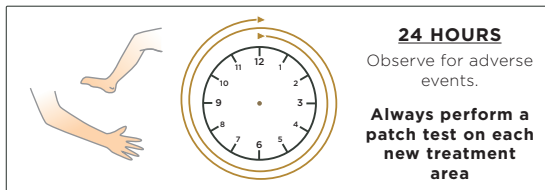
Cleanse the treatment area and pat dry. **DO NOT** use any gels or creams with this device!

### STEP 2: DO A TEST PATCH

Before your first treatment on each new body area, we recommend you test your skin in that area for a reaction to SmoothSkin Pure Mini Lite.

The patch test area should be approximately 3cm x 2cm in size (equivalent to 2 flashes applied to the skin side by side). Follow Step 3 to treat the area.

Wait 24 hours following the patch test, to ensure your skin is suitable for treatment and there is no



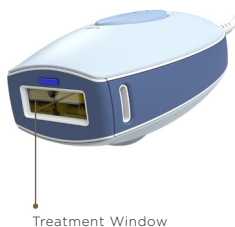
adverse reaction to the light energy. If there is no reaction after 24 hours, you may treat the area around the patch test. The 'patch tested area' should **NOT** be re-treated for at least 1 week.

### STEP 3: TREATING WITH SMOOTHSKIN PURE MINI LITE

a) Plug the power supply into an electrical outlet using the provided power cable. You will see a white light when the device switches on and the fan will start up.

#### STANDBY MODE Timeout

When the unit is left "inactive" i.e. no buttons are pushed for 10 minutes then the unit will revert to STANDBY mode. To return to READY mode for treatment, press the activation button.



**Indicator On**  
Skin Detection



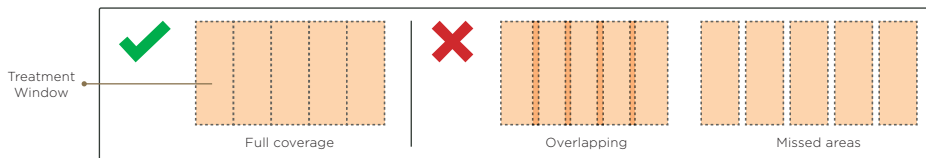
**CORRECT**

**Indicator Off**  
No Skin Detection



**INCORRECT**

- b) Press the handset firmly against the area to be treated ensuring the skin tones sensor is in contact with the skin. If the skin tone sensor does not detect a valid skin tone, then the handset cannot be activated. When the skin tone sensor measures a valid skin tone, the light around the activation button will illuminate WHITE to indicate the device is ready to flash.
- c) Press the activation button. The device will flash, and a warm sensation should be felt.
- d) Move the handset to the next area to be treated and repeat. The device needs to recharge between flashes. This will only take about 0.6 seconds.
- e) Ensure that the entire area receives treatment, and treat any stubborn areas (such as underarms) with multiple passes (running your device over the same area a maximum of 3 times), but **DO NOT** overlap treatment pulses.



**WARNING:** Make sure not to cover the vents on the device whilst treating, as this can lead to the device overheating. SmoothSkin Pure Mini Lite is an extremely fast and powerful device, allowing you to complete a whole body treatment in under 10 minutes.

## TREATMENT METHOD - STAMP OR GLIDE?

### Stamp Method

This method is recommended for small areas such as the underarm and bikini line. Place the handset on the skin, press and release the activation button. Remove from the skin before carefully re-applying to the next treatment area.

### Glide method

This method is recommended for larger areas such as legs. Place the Handset on the skin, hold down the activation button (press down continuously), then glide the handset along the skin between flashes. Try to move the handset at a steady speed that gives full coverage without overlap or missed areas.

## STEP 4: YOUR SMOOTHSKIN PURE MINI LITE TREATMENT SCHEDULE

SmoothSkin Pure Mini Lite should be used once a week until the desired results are achieved.

## STEP 5: SWITCHING OFF THE SMOOTHSKIN PURE MINI LITE

When the treatment is finished, SmoothSkin Pure Mini Lite should be unplugged from the electrical outlet.

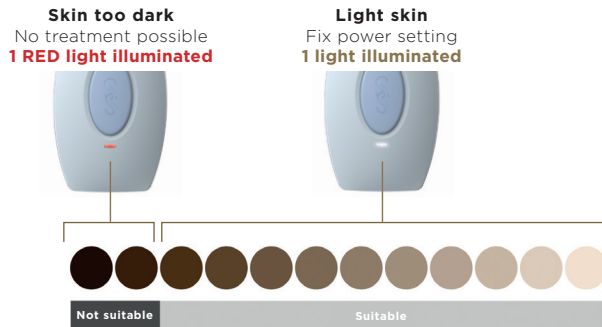
Refer to section 11 for details of how best to look after your SmoothSkin Pure Mini Lite.



## 9. THE SKIN TONE SENSOR

The skin tone sensor measures the melanin in your skin and will only flash if a valid skin tone is detected (please see skin tone chart for guidance). SmoothSkin Pure Mini Lite will only flash if a safe skin tone can be determined.

The status of the skin tone sensor can be seen on the small light located above the activation button on top of the handset. If a safe skin tone is detected, the light will illuminate WHITE. If the device cannot detect a safe skin tone the light will illuminate RED.





This full contact with your skin ensures you get the best results, as all the light energy emitted from the device reaches the treatment area.

Number of Power Bar Lights Illuminated	Maximum Energy (J/cm <sup>2</sup> )
1	3.0

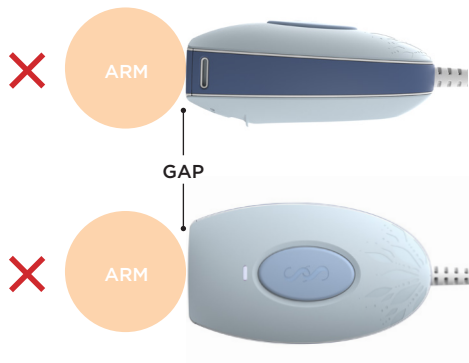
## 10. THE SKIN CONTACT SENSOR

SmoothSkin Pure Mini Lite is fitted with a skin contact sensor that checks your skin contact before each flash, making sure the device is safe to operate! This makes the device compliant with the most stringent safety regulations.

The skin contact sensor also ensures you get the best results from your device. The sensor must be in full contact with the treatment area in order for the device to flash.

This full contact with your skin means that all the light energy emitted from the device reaches the treatment area to deliver the best results.

If the device is not in full contact with the treatment area, the device will not flash and you will see a RED light. Try adjusting the positioning or twisting the device to ensure full contact is achieved.



## 11. CLEANING, MAINTENANCE, STORAGE

After treatment, always switch off SmoothSkin Pure Mini Lite by unplugging from the electrical outlet.


After use, the handset, skin tone sensors and treatment window should be inspected for damage and wiped down with a dry, lint free cloth.

**WARNING:** The glass filter can get hot during use. **DO NOT** touch or clean the filter for at least 5 minutes after use to allow it to cool down.

**NEVER** use water or other cleaning fluids, as these can damage the device leading to a potential safety hazard.

If necessary, the reflector and skin tone sensor can be carefully cleaned by using a slightly damp cotton bud.

Store SmoothSkin Pure Mini Lite in a cool, dry place. Make sure that the treatment window and skin tone sensor on the handset are protected from damage. Regularly check the device (including cords) for visible signs of damage. In case of damage or cracks, stop using the device - and visit the website for support details.



## 12. TRAVELLING WITH SMOOTHSKIN PURE MINI LITE

The power supply unit of the SmoothSkin Pure Mini Lite is universal and will work with all commonly encountered mains supplies. Providing you have a suitable adaptor for the mains power cable plug, the SmoothSkin Pure Mini Lite will operate as normal.

## 13. TROUBLESHOOTING

PROBLEM	SOLUTION
The power bar lights on the handset do not light up when placed against your skin.	Make sure the power supply is plugged in. Ensure the skin tone sensor is fully pressed against the skin.
The power bar light on the handset lights up white when placed on the skin, but the handset fails to flash when the activation button is pressed.	There could be a fault with the device. Unplug the device and restart. If the problem persists, visit the website for support details.
The central power bar light on the handset illuminates red when placed against your skin.	Your skin could be too dark for treatment. Check against the skin tone chart in the front of this user guide. This could also be due to poor skin contact, ensure the device is pressed firmly against your skin.
The power bar lights on the handset are illuminated red continuously, and the device will not function.	This indicates that there is a fault with the device. Stop using the device and visit the website for support details.
The SmoothSkin Pure Mini Lite handset, treatment window, power supply or cable are damaged, broken, cracked or appear defective.	<b>DO NOT use.</b> If you are in any doubt about the safety of SmoothSkin Pure Mini Lite or suspect it is damaged in any way, it must not be used, and you should visit the SmoothSkin website for more information.

## 14. WARRANTY

We grant a 2 year warranty on the product starting on the date of purchase. Within the warranty period, we will check faults in materials or workmanship free of charge and replace the complete device, at our discretion.

This warranty extends to every country where this device is supplied by CyDen or its appointed distributor.








This warranty does not cover damage due to improper use, normal wear or use as well as defects that have a negligible effect on the value or operation of the appliance. The warranty becomes void if repairs are undertaken by unauthorized persons and if original SmoothSkin Pure Mini Lite parts are not used.

To obtain service within the warranty period, please visit our website:

**[www.smoothskin.com](http://www.smoothskin.com)**

# 15. LABELS AND SYMBOLS

SmoothSkin Pure Mini Lite is marked with the following symbols:

	Type BF Applied Part
	Class II Equipment
	Follow Instructions for use
	WEEE waste disposal mark of the European Union
	European Conformity Marking
	Keep Dry
	NRTL Certification marking

	UKCA UK Conformity Mark
	FCC EMC compliance for North America
	Australia Regulatory Compliance Mark
	Trefoil compliance mark for Ukraine
	China RoHS environmental protection use period
	Warning Optical Radiation from device may cause eye injury

FCC Statement:

**NOTE:** This equipment has been tested and found to comply with the limits for a Class B digital device, pursuant to part 15 of the FCC Rules. These limits are designed to provide reasonable protection against harmful interference in a residential installation. This equipment generates, uses and can radiate radio frequency energy and, if not installed and used in accordance with the instructions, may cause harmful interference to radio communications. However, there is no guarantee that interference will not occur in a particular installation. If this equipment does cause harmful interference to radio or television reception, which can be determined by turning the equipment off and on, the user is encouraged to try to correct the interference by one or more of the following measures:

- Reorient or relocate the receiving antenna.
- Increase the separation between the equipment and receiver.
- Connect the equipment into an outlet on a circuit different from that to which the receiver is connected.
- Consult the dealer or an experienced radio/TV technician for help.

## 16. TECHNICAL SPECIFICATIONS

The SmoothSkin Pure Mini Lite is a filtered broadband Intense Pulsed Light system intended for home use with the following technical specifications:

- **Repetition Rate:** Manually pulsed every 0.45 to 0.65 seconds.  
Continuous operation
- **Max Optical Output:** 3 J/cm<sup>2</sup>
- **Pulse Length:** 0.8-1.0msec FWHM
- **Wavelength:** 510-1100nm (Effective range)
- **Power Line Input:** 100-240V~, 50/60Hz, 1.7-0.91A
- **Operating temperature:** Between 5°C and 40°C
- **Operating humidity:** Up to 93%R.H. non condensing
- **Operating Pressures:** 700hPa to 1060hPa
- **Treatment area (spot size):** 3 cm<sup>2</sup> (30mm x 10mm)

The area directly around the treatment window is classified as the Applied Part, and can reach a maximum temperature of 52°C.

Ensure SmoothSkin Pure Mini Lite is used as directed in Section 8.

## **TRANSPORT AND STORAGE CONDITIONS:**

- **Temperature:** -25°C to +70°C
- **Humidity:** Up to 93%R.H. non condensing
- **Pressures:** 500hPa to 1060hPa

If the device has been stored at temperatures outside of the stated operating range, then please allow at least 30 minutes before use to allow the device to acclimatise.

SmoothSkin Pure Mini Lite has unlimited flashes and is intended for a single user.

Minimum expected service life is 10 years when following the recommended regimen.

## **EMC**

SmoothSkin Pure Mini Lite complies with the latest EMC Standards and Amendments applicable to Household and Medical Devices. These are: EN 55014-1:2017, EN 55014-2:2015, EN 61000-3-2:2014, EN 61000-3-3:2013, EN/IEC 60601-1-2:2014 (Ed 4.0), FCC CRF 47 Part 15B 15.107 and 15.109, IECs-003 Issue 6.0.

## **Safety**

SmoothSkin Pure Mini Lite complies with the latest Safety Standards and Amendments applicable to Household and Medical Devices.

These are: IEC 60335-1:2010, IEC 60601-1-11:2015, IEC 60601-1:2005, IEC 60601-2-57:2011, IEC 60601-1-6:2010, IEC 62366-1:2015, IEC 62304:2006, C22.2 No 60601-1:2008 and 2014, IEC 60601-2-83:2019, IEC 60335-2-113:2016, ANSI/AAMI ES 60601-1:2015 + AMS



IEC 60601-2-83 Additions

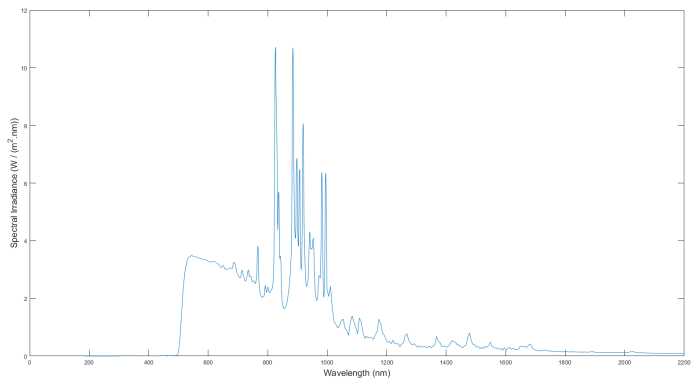
SmoothSkin Pure Mini Lite is classified as Risk Group Exempt for all hazards.

### **Spectral Irradiance:**

CE marking certifies that this appliance conforms to the following EU Directives:

- Low Voltage Directive 2014/35/EU
- Electromagnetic Compatibility Directive 2014/30/EU
- Energy-Related Product Directive 2009/125/EC

For further details  
contact CyDen Ltd.

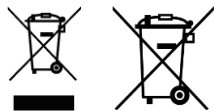


## DISPOSAL (END OF LIFE)

This product is a medical device.

In order to minimize hazards to health and the environment and ensure that materials can be recycled, this product should be disposed of at a separate collection facility for waste electrical and electronic equipment.

The WEEE symbol marked on the product is there to remind you.





# SMOOTHSKIN pure mini lite

You can reach us via our SMOOTHSKIN web page  
Vous pouvez nous contacter via notre page web SMOOTHSKIN  
Sie erreichen uns über unsere SMOOTHSKIN-Webseite  
U kunt ons bereiken via onze SMOOTHSKIN-website  
È possibile contattarci tramite la nostra pagina web SMOOTHSKIN  
Póngase en contacto con nosotros en la página web de SMOOTHSKIN  
Você pode entrar em contato conosco através do nosso site SMOOTHSKIN  
Bize SMOOTHSKIN web sayfası

[www.smoothskin.com](http://www.smoothskin.com)

CM12-2212-02  
Type: SSB2



For EU Only:



**MedEnvoy**

Prinses Margrietplantsoen 33 - Suite 123  
2595 AM The Hague  
The Netherlands

Designed in the UK. Manufactured in China.  
CyDen Limited, Block A, Bay Studios Business Park, Fabian Way, Swansea SA1 8QB UK  
 Cyden Medical Technology (Zhejiang) Co. Ltd, East of Building C No 289,  
Songhai Road, Huimin District, Jiashan, Zhe Jiang, China

\*Product may vary from illustrations shown throughout this guide.

\*Le produit peut varier par rapport aux illustrations dans ce guide.

\*Das Produkt kann von den Abbildungen in dieser Anleitung abweichen.

\*Het product kan afwijken van de illustraties in deze gebruiksaanwijzing.

\*Il prodotto potrebbe essere diverso dalle illustrazioni del presente manuale

\*El producto puede diferir con respecto a las imágenes que aparecen en esta guía.

\*O produto pode variar da ilustração exibida neste manual.

\* Ürün, bu kilavuzda gösterilen çizimlerden farklı olabilir.